



T.M.A.E SOCIETY'S COLLEGE OF EDUCATION

(Aided, Affiliated to VSKU Ballari, Recognized by NCTE, Accredited 'B' Grade by NAAC)
Ilahi Colony, Prashanth Nagara, Koppal Road, Gangavathi-583227
College Ph No: 08533 – 270646
Karnataka State

STUDENT SATISFACTION SURVEY REPORT: 2022-23

Internal Quality Assessment Cell (IQAC)

2022-2023



T.M.A.E SOCIETY'S COLLEGE OF EDUCATION

(Aided, Affiliated to VSKU Ballari, Recognized by NCTE, Accredited „B“ Grade by NAAC)

Habi Colony, Prashanth Nagar, Koppal Road, Gangavathi 583227

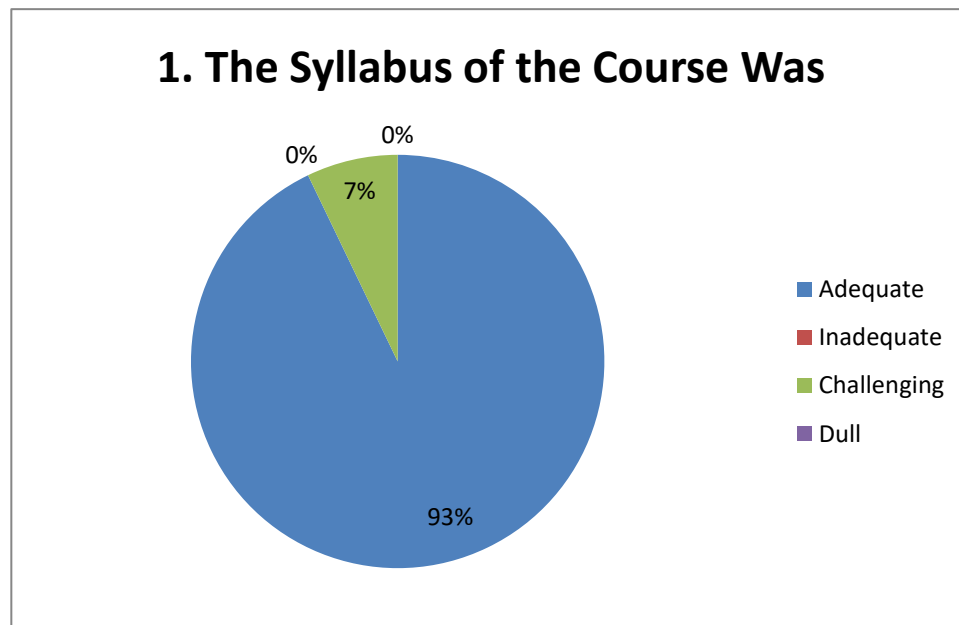
College Ph No: 08533 – 270646

Karnataka State

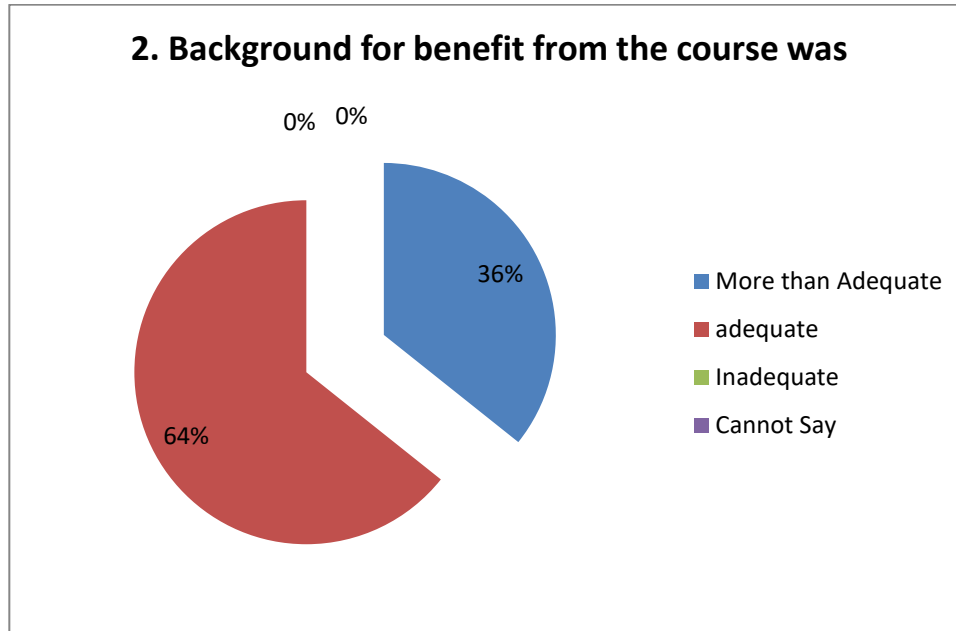
Student Satisfaction Survey 2022-23

Student Satisfaction Survey (SSS) on overall institutional performance

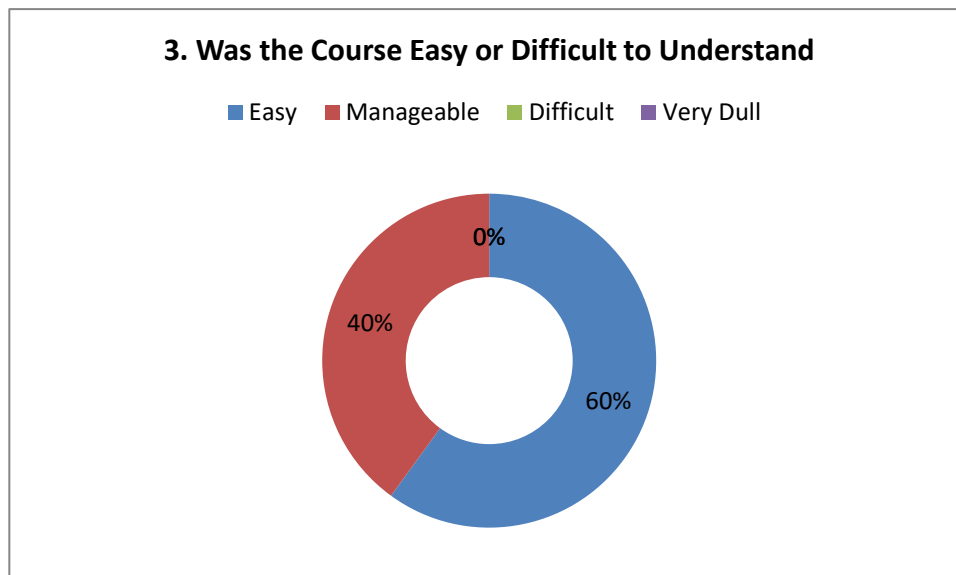
1. The Syllabus of the Course Was			
Adequate	Inadequate	Challenging	Dull
92.86	0	7.143	0



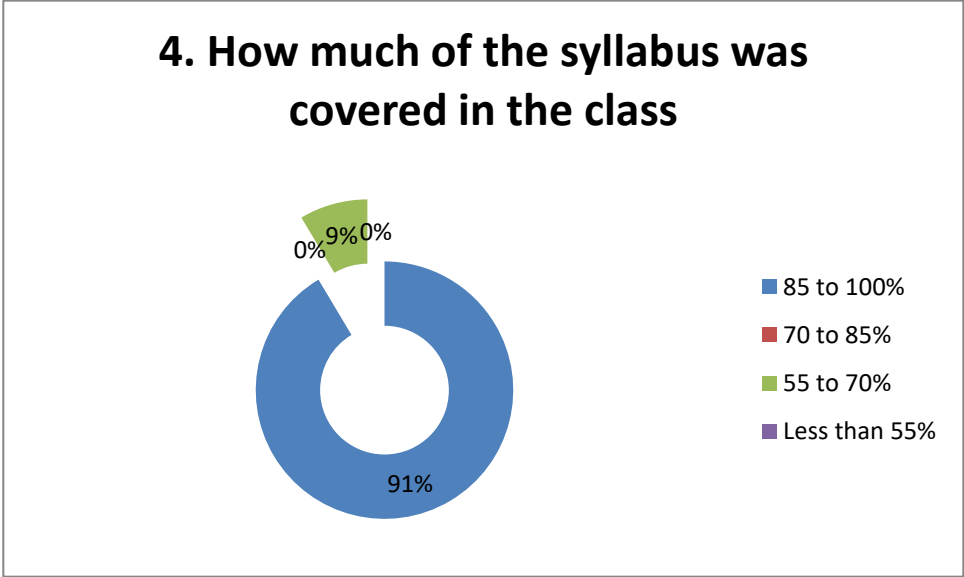
2. Background for benefit from the course was			
More than Adequate	adequate	Inadequate	Cannot Say
35.71	64.29	0	0



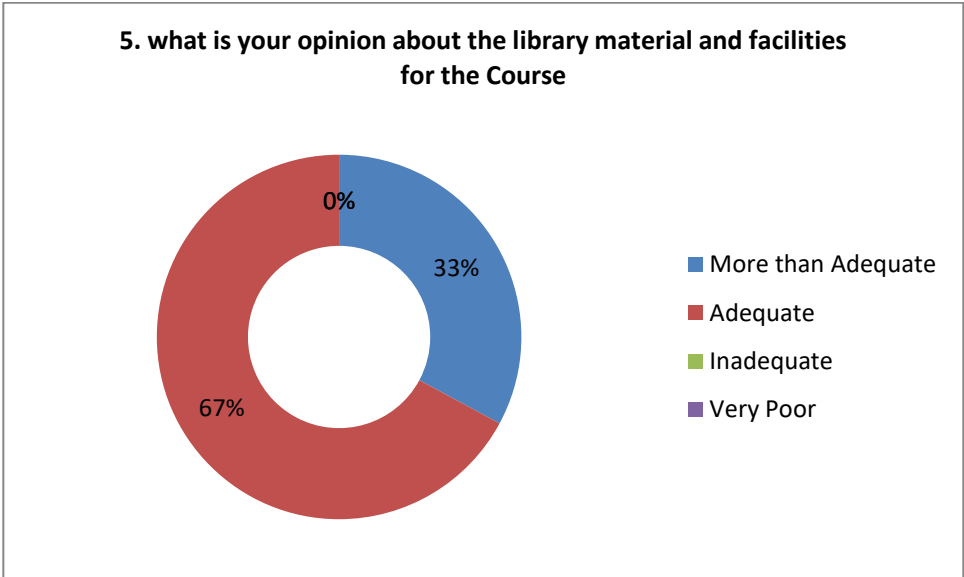
3. Was the Course Easy or Difficult to Understand			
Easy	Manageable	Difficult	Very Dull
60	40	0	0



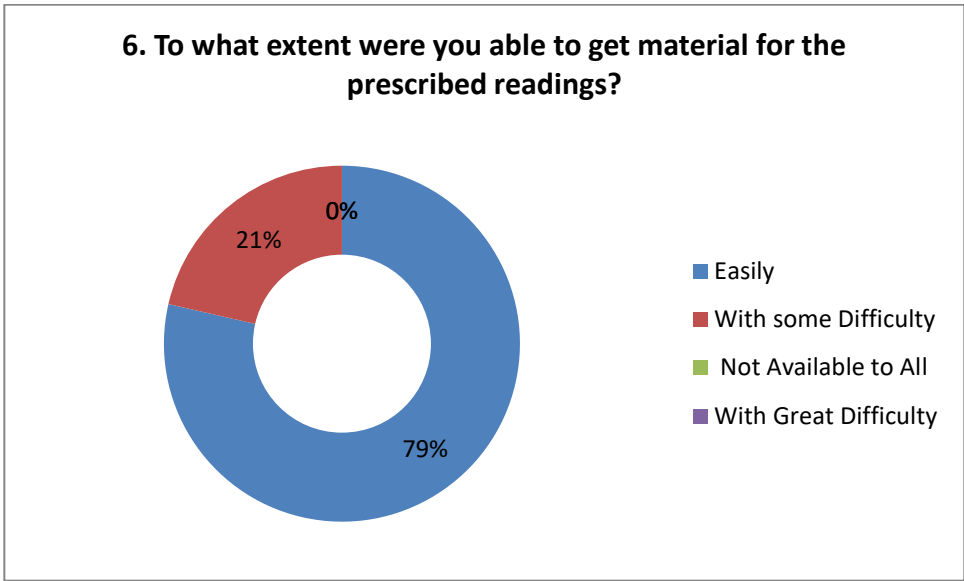
4. How much of the syllabus was covered in the class			
85 to 100%	70 to 85%	55 to 70%	Less than 55%
91.43	0	8.571	0



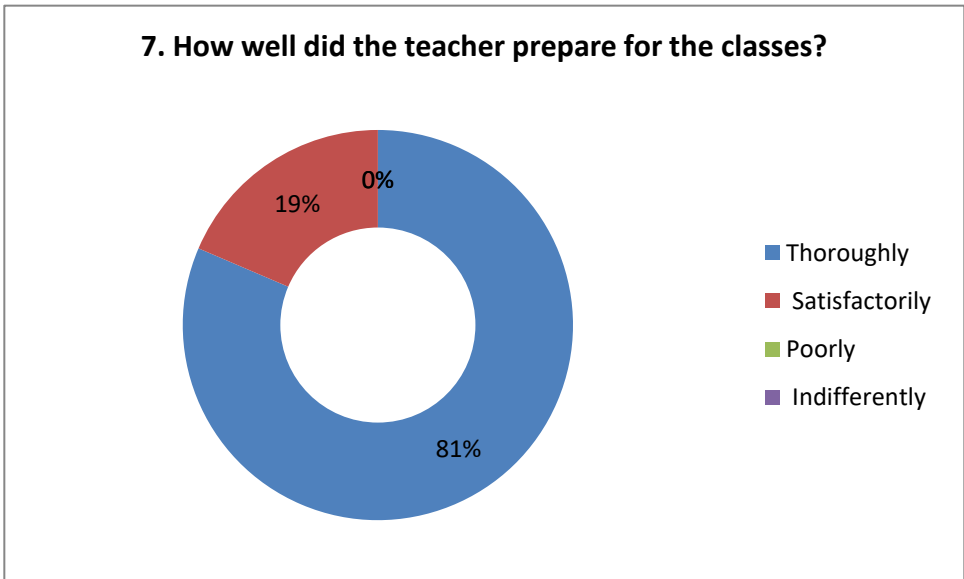
5. what is your opinion about the library material and facilities for the Course			
More than Adequate	Adequate	Inadequate	Very Poor
32.86	67.14	0	0



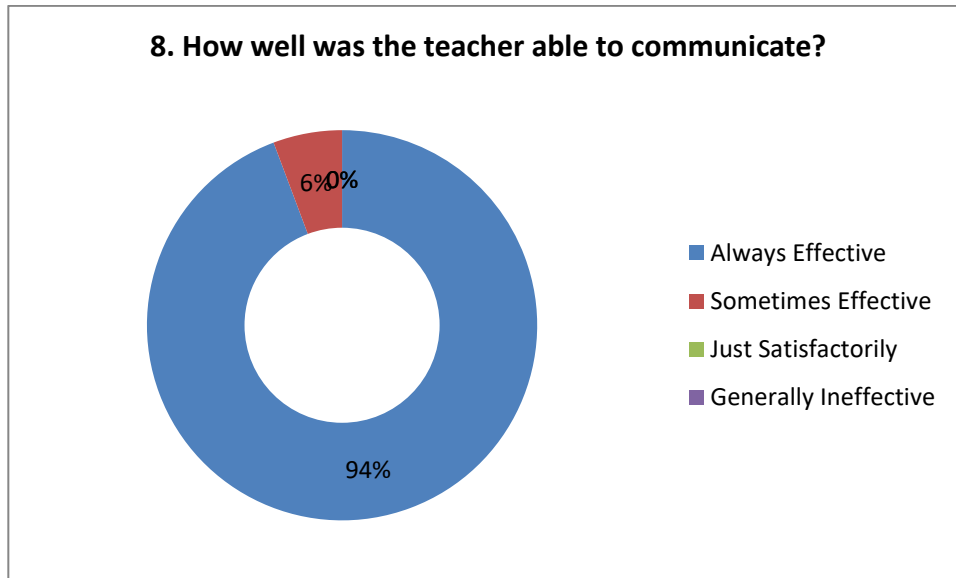
6. To what extent were you able to get material for the prescribed readings?			
Easily	With some Difficulty	Not Available to All	With Great Difficulty
78.57	21.43	0	0



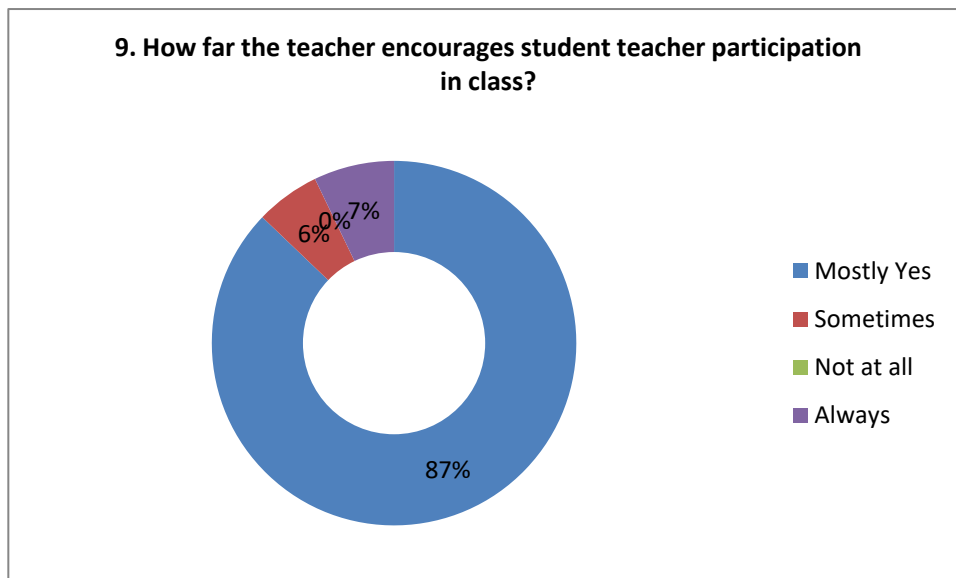
7. How well did the teacher prepare for the classes?			
Thoroughly	Satisfactorily	Poorly	Indifferently
81.43	18.57	0	0



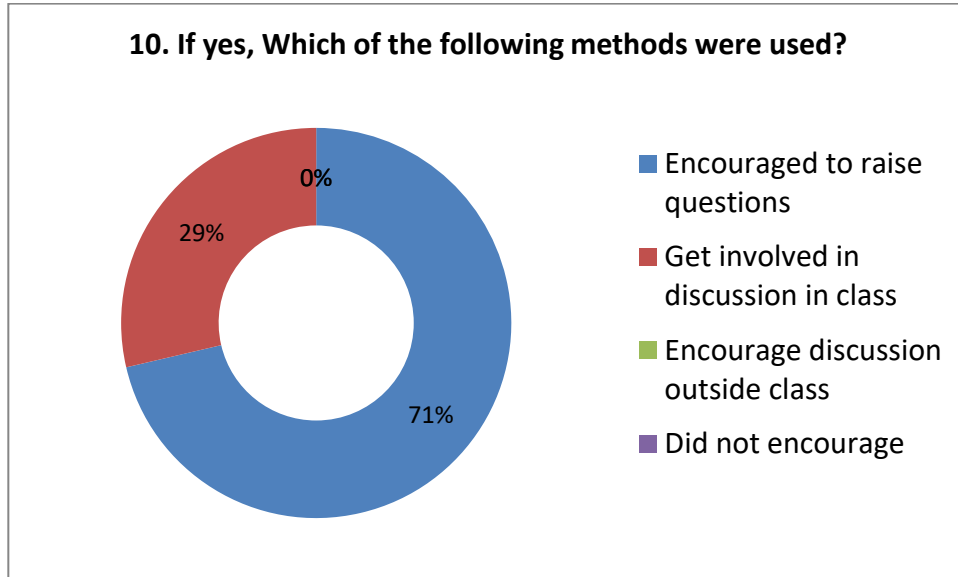
8. How well was the teacher able to communicate?			
Always Effective	Sometimes Effective	Just Satisfactorily	Generally Ineffective
94.29	5.71	0	0



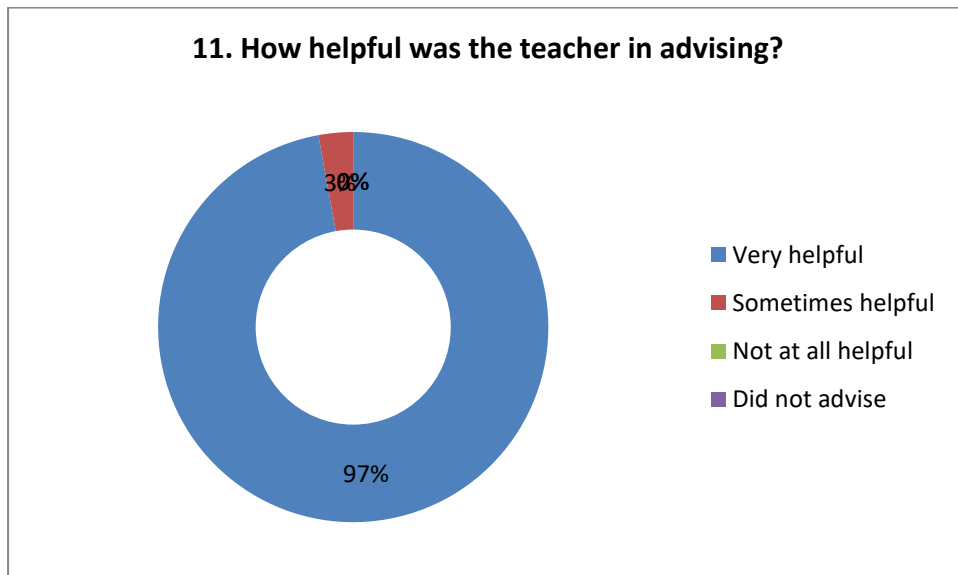
9. How far the teacher encourages student teacher participation in class?			
Mostly Yes	Sometimes	Not at all	Always
87.14	5.714	0	7.143



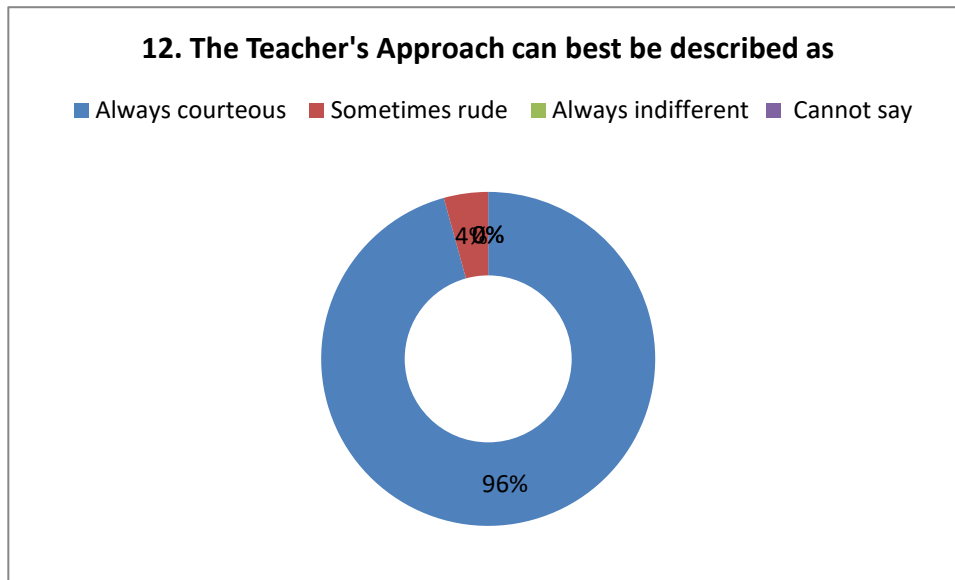
10. If yes, Which of the following methods were used?			
Encouraged to raise questions	Get involved in discussion in class	Encourage discussion outside class	Did not encourage
71.143	28.57	0	0



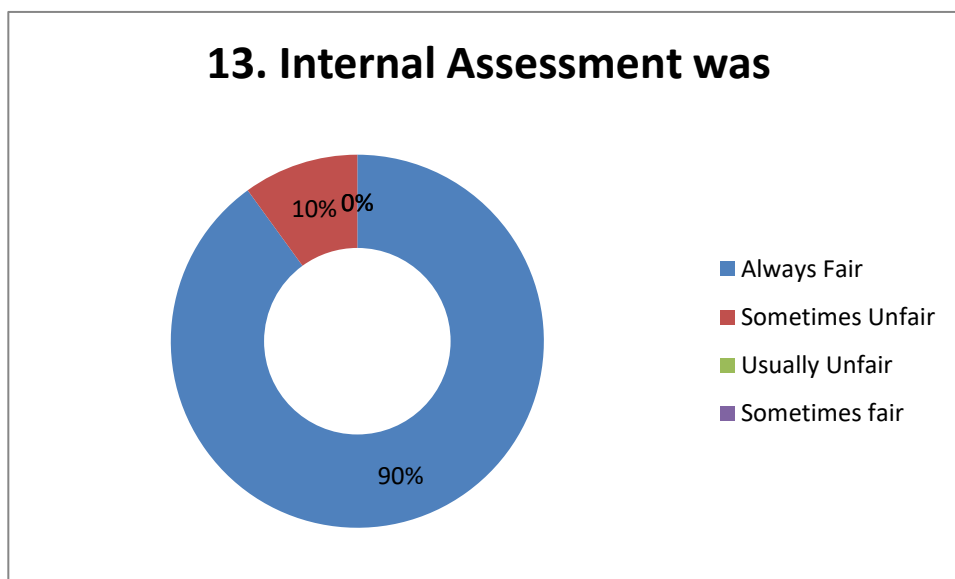
11. How helpful was the teacher in advising?			
Very helpful	Sometimes helpful	Not at all helpful	Did not advise
97.14	2.86	0	0



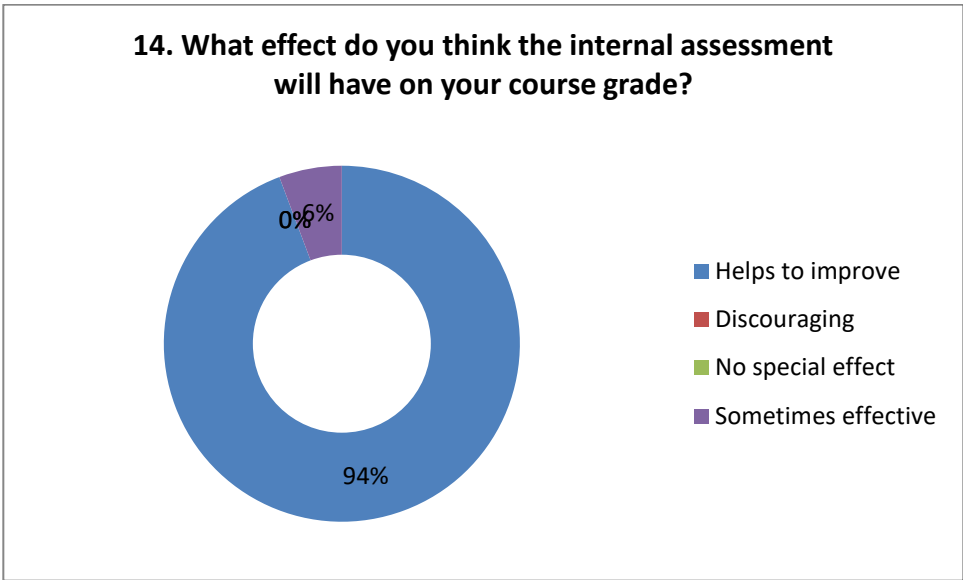
12. The Teacher's Approach can best be described as			
Always courteous	Sometimes rude	Always indifferent	Cannot say
95.71	4.29	0	0



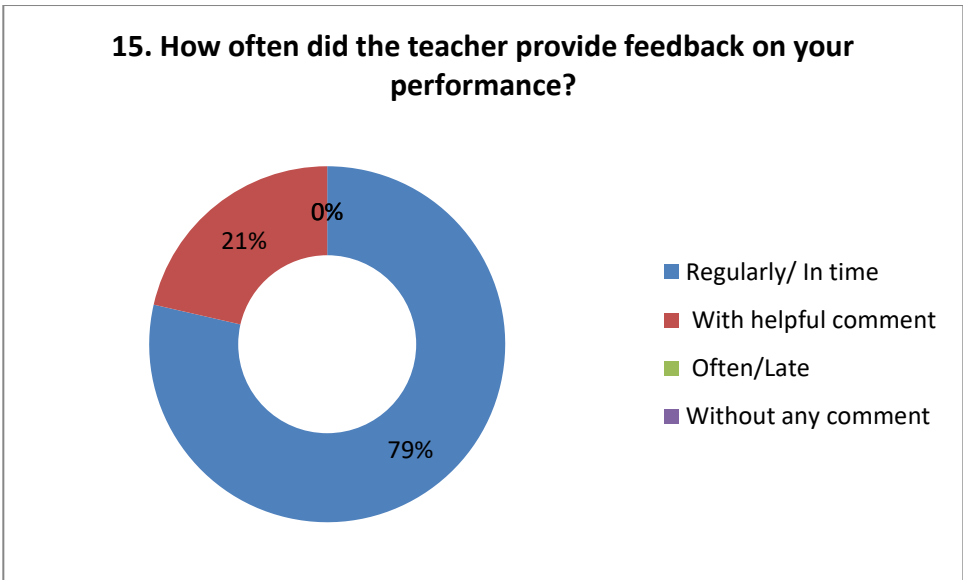
13. Internal Assessment was			
Always Fair	Sometimes Unfair	Usually Unfair	Sometimes fair
90	10	0	0



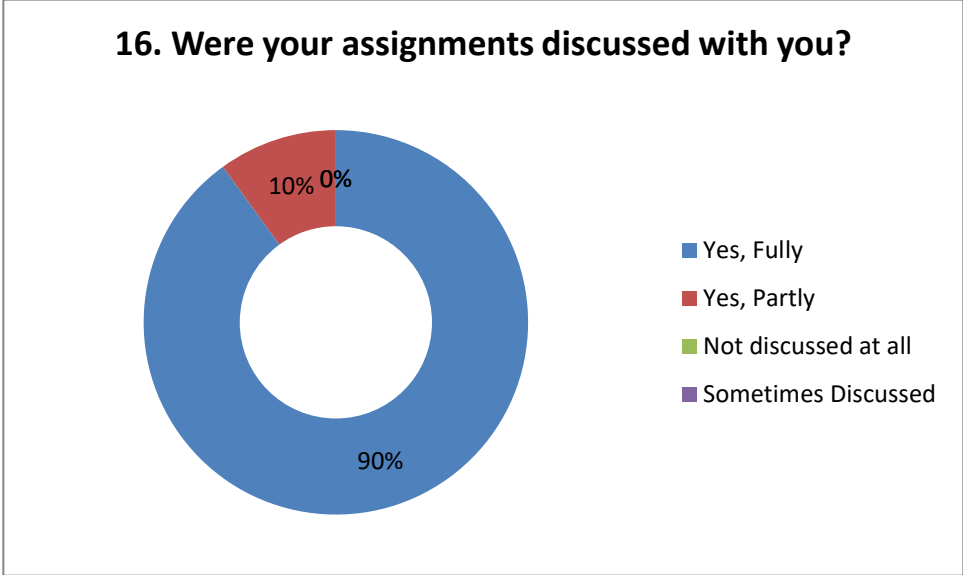
14. What effect do you think the internal assessment will have on your course grade?			
Helps to improve	Discouraging	No special effect	Sometimes effective
94.29	0	0	5.71



15. How often did the teacher provide feedback on your performance?			
Regularly/ In time	With helpful comment	Often/Late	Without any comment
78.57	21.43	0	0



16. Were your assignments discussed with you?			
Yes, Fully	Yes, Partly	Not discussed at all	Sometimes Discussed
90	10	0	0



Key findings from the survey


- Regarding the syllabus of the Course 93.1 percent of students expressed that it was adequate and only 6.90 percent of students found that it was Challenging. 60 percent of students felt that the course is easy to comprehend the course.
- Around 96.55 percent of students have the opinion that Syllabus was covered in the class. More than 40 percent students have the opinion that library material and facilities for the course was adequate and 55 percent of students felt that it was adequate. 83 percent of students have expressed that they easily able to get material for the prescribed reading.
- Regarding Teacher preparation for the classes, more than 83 Percent of Teacher's entered the Classes thoroughly and 18 percent of teachers that satisfactorily in their preparation. Almost 93 Percent of Students are expressed that the teacher communication was always effective.
- Teacher encourages the Student participation in classes. Around 80 percent Students have the opinion that the Teacher uses the discussion method and encourages the students to raise the questions.
- Students fully satisfied with the teacher advice are very helpful for academic development. Related to the teachers approach that 93 percent of students have the opinion that teachers always Show courtesy.
- Fairness of internal evaluation has been rated high that 97 percent of students were expressed that internals was considered in a fair way.
- The students have expressed satisfaction regarding the mentorship programme, skill development programme run by the college.
- 96 percent of students have the opinion that internal assessment was helpful to improve their academic achievement.
- 93 percent of students fully agree with that, their assignment was discussed thoroughly with them.

Students Concerns and Observation from the Survey:

The SSS has also pointed out a few grey areas where the college/ teachers do have scope for enhancement in quality of education. The following are the issues on which the students have shown concern:

- Institution need to modify the syllabus of the course and bring changes in its execution.
- Library facilities need to upgrade and made available for students during their holidays also.

The College Authority and IQAC give utmost importance to the findings of this survey because these way students come to believe that even they have a say in policymaking. This was even we try to be true to the motto of our college, “Be and Make”. This approach of participative policy-making is satisfying for students. It is always impossible to please everyone but often we try to strive towards keeping most of them happy, most of the time.


Principal
TMAES College of Education
Gangavathi-583227. Dist: Koppal.